

# Market Report

September, 2019



## Decoplage

100 Lincoln Rd  
Miami Beach, FL 33139

Every month we compile this comprehensive market report focus on Decoplage in this convenient and easy to read format. Our datas comes from more than six different sources including MLS Associations, County Offices and Financial Institutions. Get this report for free every month on our website [decoplagecondoforsale.com](http://decoplagecondoforsale.com).

## Property Stats

POSTAL CODE 33139

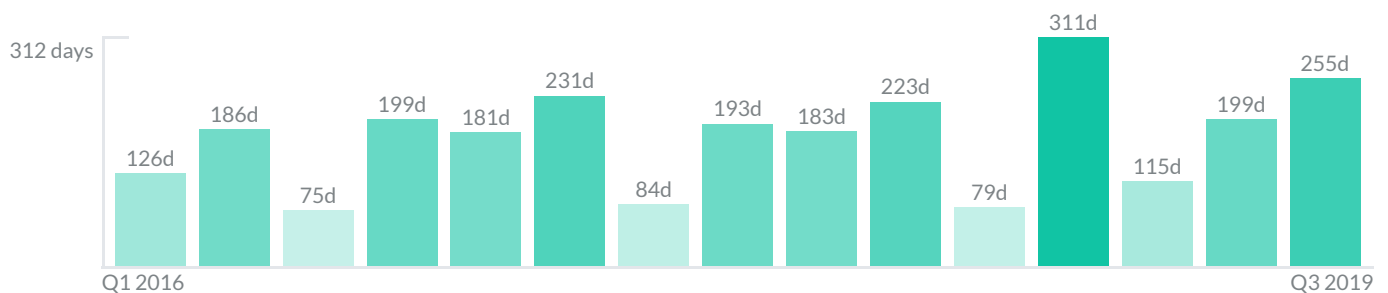
The property stats graph represents the median price evolution since ten years in your postal code area.



## Similar Properties

DAYS ON THE MARKET

Everyday 3 months we monitor how many days it takes for similar properties to be sold. This is also a good indicator to know when to buy or sale!

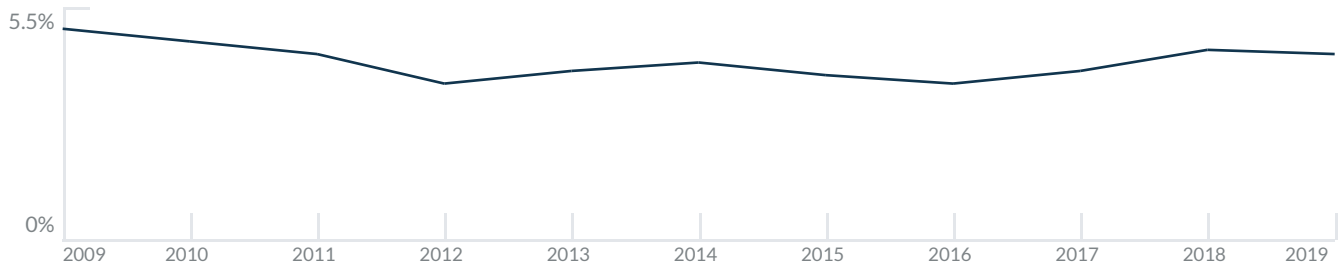


# Mortgage Rates

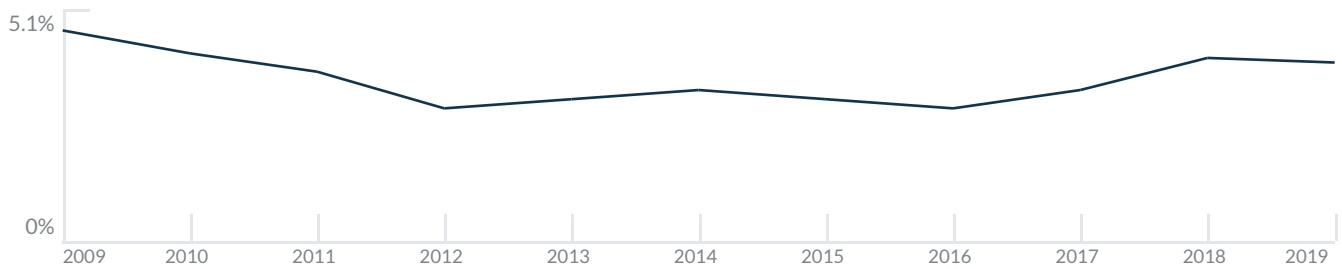
PER YEAR

Understanding mortgage economics is important when you want to buy with a loan. Below is the historical yearly average mortgage rates in the Unites States retrieved from Freddie Mac©

30 YEARS FIXED 4.4%



15 YEARS FIXED 3.9%



5/1-YEAR ADJUSTABLE 3.9%



# Schools

CLOSEST

Having good schools nearby is important if you have kids or plan to rent or sell your home. Ratings are retrieved from the leading independent and nonprofit GreatSchools©

ELEMENTARY SCHOOL	MIDDLE SCHOOL	HIGH SCHOOL
School For Advanced Studies 10/10	Archie M. Griffin 1/10	Maria De Hostos Youth Leadership Center 10/10
Archie M. Griffin	Maria De Hostos Youth Leadership Center	New York School Of The Arts

# Insights

IN DECOPLAGE







Below the average listing prices of available unit per property type.



# Activity

SOLD OR RENTED

Below the latest transactions reported by the local MLS Association for Decoplage

 <p>\$1,800</p> <p>UNIT 335</p> <p>RENTED   JUL 2019</p> <p>1 Bath 1 Bed</p>	 <p>\$1,550,000</p> <p>UNIT PH9</p> <p>SOLD   OCT 2018</p> <p>2 Bath 2 Bed</p>	 <p>\$2,200</p> <p>UNIT 718</p> <p>RENTED   JAN 2019</p> <p>1 Bath 1 Bed</p>
 <p>\$1,750</p> <p>UNIT 1517</p> <p>RENTED   APR 2019</p> <p>1 Bath 0 Bed</p>	 <p>\$1,700</p> <p>UNIT 645</p> <p>RENTED   JUN 2019</p> <p>1 Bath 1 Bed</p>	 <p>\$1,600</p> <p>UNIT 724</p> <p>RENTED   APR 2019</p> <p>1 Bath 0 Bed</p>

## Sold

LAST 20 PROPERTIES SOLD IN DECOPLAGE

Unit	Price	Beds/Baths	\$/Sqft	Sqft	Buying Date	Days on Market
PH9	\$1,550,000	2/2	\$1,040.3	1,490	Aug 2019	275
509	\$288,900	0/1	\$561.0	515	Jul 2019	234
201	\$2,750,000	3/2	N/A	N/A	Jun 2019	946
1011	\$624,999	2/2	\$525.2	1,190	May 2019	5
1242	\$885,000	1/1	\$1,005.7	880	May 2019	82
518	\$320,000	1/1	\$598.1	535	May 2019	35
515	\$395,000	0/1	\$693.0	570	Apr 2019	126
929	\$230,000	0/1	\$407.1	565	Apr 2019	2
1044	\$630,000	1/1	\$745.6	845	Mar 2019	81
820	\$299,000	1/1	\$569.5	525	Feb 2019	149
439	\$250,000	0/1	\$454.5	550	Dec 2018	431
1001	\$219,000	0/1	\$398.2	550	Dec 2018	7
947	\$998,000	2/2	\$838.7	1,190	Nov 2018	72
1244	\$865,000	1/1	\$1,023.7	845	Oct 2018	733
1436	\$549,000	1/1	\$1,026.2	535	Aug 2018	79
923	\$540,000	1/1	\$606.7	890	Jun 2018	58
435	\$470,000	1/1	\$696.3	675	May 2018	236
501	\$289,900	0/1	\$527.1	550	May 2018	201
547/5...	\$1,150,000	3/4	\$668.6	1,720	Apr 2018	115
1411	\$699,000	3/2	\$587.4	1,190	Apr 2018	61

## Rented

LAST 20 PROPERTIES RENTED IN DECOPLAGE

Unit	Price	Beds/Baths	\$/Sqft	Sqft	Rented Date	Days on Market
335	\$1,800	1/1	\$2.7	675	Aug 2019	30
718	\$2,200	1/1	\$4.1	535	Aug 2019	211
1517	\$1,750	0/1	\$3.4	520	Aug 2019	105
645	\$1,700	1/1	\$3.2	530	Aug 2019	38
724	\$1,600	0/1	\$2.9	560	Aug 2019	108
730	\$1,650	0/1	\$3.0	550	Aug 2019	55
706	\$2,300	0/1	\$4.3	530	Jul 2019	207
907	\$1,600	1/1	\$3.0	530	Jul 2019	37
1515	\$1,600	1/1	\$2.8	570	Jul 2019	30
812	\$1,600	0/1	\$3.0	530	Jun 2019	150
1028	\$1,800	1/1	\$3.3	550	Jun 2019	105
509	\$1,590	0/1	\$3.1	515	Jun 2019	235
424	\$1,800	1/1	\$3.2	560	Jun 2019	81
1440	\$2,500	0/1	\$4.7	530	May 2019	1601
917	\$2,000	0/1	\$3.8	520	May 2019	167
908	\$2,325	1/1	\$2.7	865	May 2019	86
1104	\$2,700	0/1	\$4.9	550	May 2019	1497
301	\$1,500	0/1	\$2.7	550	May 2019	112
639	\$1,850	1/1	\$3.4	550	May 2019	1652
526	\$2,300	0/1	\$4.2	550	May 2019	207

## Currently Listed

---

ACTIVE LISTINGS 1/13

Unit	Price	Beds/Baths	\$/Sqft	Sqft	Listing Date	Owner
PH14	\$5,000/mth	2/2	\$5.6	900	Jul 2014	VINCENT CRI...
N/A	\$2,300/mth	0/1	\$4.3	535	Oct 2015	MISTER PELE...
N/A	\$3,500/mth	1/1	\$4.2	835	Jan 2017	SUMIT PAND...
P 306	\$1,440/mth	0/0	N/A	N/A	Apr 2018	N/A
7	\$1,200/mth	0/1	\$2.0	600	Jul 2019	N/A
303	\$290,000	0/1	\$547.2	530	Mar 2018	N/A
305	\$1,700/mth	0/1	\$3.2	530	May 2019	N/A
306	\$265,900	0/1	\$501.7	530	Mar 2019	N/A
308	\$2,500/mth	1/1	\$2.9	865	Mar 2019	N/A
309	\$369,900	1/1	\$718.3	515	Sep 2016	N/A
309	\$2,800/mth	0/1	\$5.4	515	Aug 2018	N/A
314 B	\$2,800/mth	1/1	\$3.3	850	May 2018	CARLOSE BA...
314 A	\$1,500/mth	0/1	\$3.3	450	May 2019	N/A
314	\$950,000	2/2	\$798.3	1190	Jul 2019	N/A
315	\$268,000	0/1	\$536.0	500	May 2019	N/A
316	\$1,675/mth	0/1	\$3.1	545	Aug 2019	N/A
321	\$2,000/mth	1/1	\$2.4	850	Jul 2019	N/A
322	\$2,700/mth	1/2	\$3.2	850	May 2019	N/A
323	\$500,000	1/1	\$561.8	890	Apr 2019	N/A
332	\$2,700/mth	0/1	\$5.0	545	Jan 2015	GABRIEL GAR...

## Currently Listed

---

ACTIVE LISTINGS 2/13

Unit	Price	Beds/Baths	\$/Sqft	Sqft	Listing Date	Owner
333	\$4,000/mth	1/1	\$4.5	890	Jul 2019	N/A
336	\$2,200/mth	1/1	\$4.1	535	Sep 2018	N/A
338	\$399,000	1/1	\$725.5	550	Mar 2018	JAMES SPEIRS...
338	\$2,400/mth	0/1	\$4.4	550	Jun 2018	JAMES SPEIRS...
339	\$369,800	1/1	\$672.4	550	Apr 2018	LUIS GARCIA...
347	\$6,000/mth	2/2	\$5.0	1190	May 2019	N/A
403	\$2,200/mth	0/1	\$4.2	530	Dec 2018	N/A
410	\$519,000	1/1	\$621.6	835	Dec 2018	N/A
411	\$590,000	2/2	N/A	N/A	Dec 2018	N/A
411A	\$1,500/mth	0/1	N/A	N/A	Feb 2019	N/A
412	\$1,900/mth	0/1	\$3.6	530	May 2019	N/A
415	\$1,850/mth	0/1	\$3.2	570	May 2019	N/A
417	\$2,000/mth	0/1	\$3.8	520	Jun 2019	N/A
420	\$399,000	1/1	\$760.0	525	Dec 2018	N/A
423	\$429,000	1/1	\$482.0	890	Aug 2019	N/A
426	\$399,000	0/1	\$725.5	550	Dec 2018	N/A
427	\$310,000	0/1	\$563.6	550	Dec 2018	N/A
427	\$1,700/mth	0/1	\$3.1	550	Jun 2019	N/A
428	\$436,000	0/1	\$792.7	550	Jun 2019	N/A
430	\$2,500/mth	0/1	\$4.5	550	Apr 2019	N/A

## Currently Listed

---

ACTIVE LISTINGS 3/13

Unit	Price	Beds/Baths	\$/Sqft	Sqft	Listing Date	Owner
432	\$2,000/mth	0/1	\$3.7	545	Sep 2016	N/A
435	\$3,500/mth	1/1	\$5.2	675	Dec 2018	N/A
437	\$1,650/mth	1/1	\$3.1	530	Mar 2015	N/A
445	\$420,000	1/1	\$792.5	530	Nov 2018	N/A
501	\$2,500/mth	1/1	\$4.5	550	Jan 2019	N/A
503	\$2,200/mth	0/1	\$4.2	530	Apr 2019	N/A
505	\$2,000/mth	0/1	\$3.8	530	Aug 2019	N/A
511A	\$1,800/mth	0/1	\$1.5	1190	Jun 2019	N/A
514	\$574,900	2/2	\$483.1	1190	Aug 2019	N/A
517	\$2,000/mth	0/1	\$3.8	520	May 2018	ESTRELLA V O...
519	\$1,800/mth	0/1	\$3.4	525	Jun 2018	N/A
522	\$525,000	1/1	\$617.6	850	Dec 2018	N/A
524	\$320,000	1/1	\$571.4	560	Dec 2018	N/A
525	\$1,650/mth	0/1	\$2.9	565	Aug 2019	N/A
526	\$399,000	0/1	\$725.5	550	Dec 2018	N/A
526	\$2,000/mth	0/1	\$3.6	550	Jul 2019	N/A
534	\$3,000/mth	1/1	\$4.3	700	Jul 2019	N/A
536	\$2,500/mth	0/1	\$4.7	535	Jun 2019	N/A
537	\$2,500/mth	1/1	\$4.7	530	Aug 2018	DIOGENES SA...
538	\$1,650/mth	0/1	\$3.0	550	Jun 2019	N/A



## Currently Listed

---

ACTIVE LISTINGS 4/13

Unit	Price	Beds/Baths	\$/Sqft	Sqft	Listing Date	Owner
539	\$1,800/mth	0/1	\$3.3	550	Apr 2019	N/A
541	\$549,000	1/1	\$623.9	880	Dec 2018	N/A
543	\$599,000	1/1	\$708.9	845	Aug 2018	PABLO DIEGO...
548	\$4,900/mth	2/2	\$4.1	1190	Sep 2018	N/A
602	\$3,500/mth	1/1	\$4.3	820	Jan 2019	N/A
609	\$2,100/mth	0/1	\$4.1	515	Jun 2014	JUAN J MORA...
610	\$2,200/mth	1/1	\$2.6	835	Aug 2019	N/A
614 A	\$1,650/mth	0/1	N/A	N/A	Jun 2019	N/A
614 B	\$2,700/mth	1/1	\$2.3	1180	Jun 2019	N/A
614	\$4,400/mth	2/2	N/A	N/A	Jun 2019	N/A
618	\$1,599/mth	0/1	\$3.0	530	Jun 2019	N/A
620	\$399,000	1/1	\$760.0	525	Dec 2018	N/A
620	\$2,100/mth	1/1	\$4.0	525	Jun 2019	N/A
622	\$439,000	1/1	\$516.5	850	Oct 2018	N/A
625	\$1,600/mth	0/1	\$2.8	565	Jul 2019	N/A
626	\$2,000/mth	0/1	\$3.6	550	Feb 2019	N/A
633	\$2,400/mth	1/1	\$2.7	890	May 2019	N/A
635	\$3,200/mth	1/1	\$4.7	675	Oct 2018	N/A
637	\$2,300/mth	0/1	\$4.3	530	Aug 2016	N/A
638	\$436,000	0/1	\$792.7	550	Jun 2019	N/A

## Currently Listed

---

ACTIVE LISTINGS 5/13

Unit	Price	Beds/Baths	\$/Sqft	Sqft	Listing Date	Owner
643	\$2,999/mth	1/1	\$3.5	845	Mar 2018	JACQUELINE...
644	\$3,500/mth	1/1	\$4.1	845	Mar 2019	N/A
702	\$499,000	1/1	\$608.5	820	May 2019	N/A
705	\$3,500/mth	0/1	\$6.6	530	Jun 2016	N/A
707	\$2,500/mth	0/1	\$4.7	530	Aug 2018	EUMELIA GRA...
707	\$449,900	0/1	\$848.9	530	Sep 2018	N/A
708	\$555,000	1/1	\$641.6	865	Feb 2019	N/A
710	\$2,400/mth	1/1	\$2.9	835	Jul 2019	N/A
711B	\$3,800/mth	1/1	\$4.8	800	May 2014	OMAR NASO...
719	\$3,000/mth	1/1	\$5.7	525	Feb 2019	N/A
720	\$1,850/mth	1/1	\$3.5	525	Jun 2019	N/A
721	\$649,000	1/1	\$763.5	850	Dec 2018	N/A
722	\$599,000	1/1	\$704.7	850	Dec 2018	N/A
728	\$2,400/mth	1/1	\$4.4	550	Nov 2015	GABRIELA SA...
731	\$1,650/mth	1/1	\$2.9	565	Jun 2019	N/A
736	\$2,200/mth	1/1	\$4.1	535	Feb 2019	N/A
739/7...	\$1,295,000	3/2	\$905.6	1430	Mar 2019	N/A
739/7...	\$8,500/mth	3/2	\$5.9	1430	May 2019	N/A
744	\$2,650/mth	1/1	\$3.1	845	Mar 2019	N/A
802	\$2,200/mth	1/1	\$2.7	820	May 2019	N/A

## Currently Listed

---

ACTIVE LISTINGS 6/13

Unit	Price	Beds/Baths	\$/Sqft	Sqft	Listing Date	Owner
806	\$1,800/mth	0/1	\$3.4	530	May 2019	N/A
808	\$3,500/mth	1/1	\$4.0	865	Mar 2019	N/A
820	\$2,500/mth	1/1	\$4.8	525	Mar 2019	N/A
821	\$3,700/mth	1/1	\$4.4	850	May 2014	MANUEL BAR...
827	\$375,000	0/1	\$681.8	550	Jun 2019	N/A
828	\$2,200/mth	0/1	\$4.0	550	Jun 2019	N/A
829	\$1,800/mth	0/1	\$3.2	565	Jun 2018	N/A
834	\$2,500/mth	1/1	\$3.6	700	Mar 2014	RAYMOND A...
837	\$1,900/mth	0/1	\$3.6	530	Feb 2019	N/A
839	\$1,800/mth	0/1	\$3.3	550	Mar 2019	N/A
844	\$3,200/mth	1/1	\$3.8	845	Apr 2019	N/A
845	\$2,600/mth	1/1	\$4.9	530	Jun 2018	CARL VINAS &...
903	\$1,800/mth	0/1	\$3.4	530	Jun 2019	N/A
904	\$1,800/mth	0/1	\$3.3	550	Dec 2017	N/A
906	\$2,200/mth	0/1	\$4.2	530	Nov 2015	N/A
908	\$545,600	1/1	\$630.8	865	Feb 2019	N/A
910	\$650,000	1/1	\$778.4	835	Jul 2019	N/A
910	\$3,000/mth	1/1	\$3.6	835	Aug 2019	N/A
914	\$599,000	2/2	\$503.4	1190	May 2019	N/A
917	\$589,000	0/1	\$1,132.7	520	Oct 2018	N/A

## Currently Listed

---

ACTIVE LISTINGS 7/13

Unit	Price	Beds/Baths	\$/Sqft	Sqft	Listing Date	Owner
922	\$525,000	1/1	\$617.6	850	Dec 2018	N/A
922	\$2,400/mth	1/1	\$2.8	850	Dec 2018	N/A
924	\$1,800/mth	0/1	\$3.2	560	Jul 2019	N/A
926	\$1,890/mth	0/1	\$3.4	550	Sep 2018	N/A
927	\$460,000	1/1	\$836.4	550	Aug 2019	N/A
927	\$2,200/mth	1/1	\$4.0	550	Aug 2019	N/A
930	\$2,500/mth	0/1	\$4.5	550	Jan 2017	N/A
934	\$3,800/mth	2/1	\$5.4	700	Jan 2018	N/A
939	\$1,550/mth	0/1	\$2.8	550	Feb 2018	N/A
940	\$3,500/mth	0/1	\$6.6	530	May 2019	N/A
943	\$5,000/mth	1/1	\$5.9	845	May 2019	N/A
944	\$2,695/mth	1/1	\$3.2	845	Mar 2014	LAURENT SZU...
945	\$2,700/mth	1/1	\$5.1	530	Apr 2019	N/A
948	\$5,500/mth	2/2	\$4.6	1190	Dec 2016	RAMON RICO...
1001	\$2,000/mth	0/1	\$3.6	550	Aug 2019	N/A
1002	\$575,000	1/1	\$701.2	820	Nov 2017	POUPE S A
1004	\$1,900/mth	1/1	\$3.5	550	May 2019	N/A
1008	\$3,500/mth	1/2	\$4.0	865	Sep 2016	N/A
1012	\$1,750/mth	0/1	\$3.3	530	Jun 2019	N/A
1014	\$4,500/mth	2/2	\$3.8	1190	Feb 2017	SUMIT PAND...

## Currently Listed

---

ACTIVE LISTINGS 8/13

Unit	Price	Beds/Baths	\$/Sqft	Sqft	Listing Date	Owner
1019	\$2,400/mth	1/1	\$4.6	525	May 2018	VINCENT CRI...
1020	\$2,500/mth	0/1	\$4.8	525	Aug 2019	N/A
1023	\$520,000	1/1	\$584.3	890	Feb 2019	N/A
1024	\$1,750/mth	0/1	\$3.1	560	Sep 2018	N/A
1032	\$315,000	0/1	\$578.0	545	Feb 2017	JUAN A PAUS...
1033	\$3,700/mth	1/1	N/A	N/A	Mar 2015	SURESH GID...
1034	\$2,950/mth	1/1	\$4.2	700	Feb 2017	ABDESSATAR...
1036	\$549,500	0/1	\$1,027.1	535	Jan 2019	N/A
1039	\$1,650/mth	0/1	\$3.0	550	Jun 2019	N/A
1039	\$410,000	0/1	\$745.5	550	Jun 2019	N/A
1040	\$460,000	1/1	\$867.9	530	Mar 2019	N/A
1045	\$2,500/mth	1/1	\$4.7	530	May 2018	ERNEST DEITEL
1046	\$3,500/mth	0/1	\$6.7	520	Feb 2019	N/A
1104	\$410,000	0/1	\$745.5	550	Jul 2018	SUZANNE KR...
1106	\$299,000	0/1	\$564.2	530	Jul 2019	N/A
1110	\$2,800/mth	1/1	\$3.4	835	Sep 2018	N/A
1112	\$1,950/mth	0/1	\$3.7	530	Mar 2019	N/A
1116	\$2,000/mth	0/1	\$3.7	545	Sep 2018	N/A
1117	\$1,700/mth	0/1	\$3.3	520	Jan 2019	N/A
1121	\$3,000/mth	1/1	\$3.5	850	Jul 2016	N/A

## Currently Listed

---

ACTIVE LISTINGS 9/13

Unit	Price	Beds/Baths	\$/Sqft	Sqft	Listing Date	Owner
1122	\$3,500/mth	2/2	\$4.1	850	Apr 2017	SURESH GID...
1124	\$2,500/mth	0/1	\$4.5	560	Feb 2019	N/A
1124	\$450,000	0/1	\$803.6	560	Feb 2019	N/A
1125	\$1,800/mth	1/1	\$3.2	565	Nov 2018	N/A
1126	\$2,400/mth	0/1	\$4.4	550	Apr 2019	N/A
1129	\$2,500/mth	1/1	\$4.4	565	May 2018	EDWARD C B...
1133	\$3,000/mth	1/2	\$3.4	890	May 2019	N/A
1138	\$3,200/mth	0/1	\$5.8	550	Jan 2019	N/A
1145	\$2,400/mth	0/1	\$4.5	530	Feb 2019	N/A
1147B	\$3,800/mth	1/1	\$3.2	1190	May 2018	WILLIAM D B...
1201	\$339,000	1/1	N/A	N/A	May 2018	N/A
1201	\$2,300/mth	1/1	\$4.2	550	Aug 2019	N/A
1202	\$690,000	1/1	\$841.5	820	Jul 2019	N/A
1206	\$1,600/mth	0/1	\$3.0	530	Jul 2019	N/A
1207	\$2,300/mth	0/1	\$4.3	530	Feb 2018	JANE SHANAB
1211	\$750,000	2/2	\$630.3	1190	Jul 2019	N/A
1214B	\$3,500/mth	1/1	\$2.9	1190	Sep 2018	N/A
1215	\$2,300/mth	1/1	\$4.0	570	Feb 2018	N/A
1216	\$2,000/mth	1/1	\$3.7	545	Dec 2018	N/A
1216	\$339,000	1/1	\$622.0	545	Feb 2019	N/A

## Currently Listed

---

ACTIVE LISTINGS 10/13

Unit	Price	Beds/Baths	\$/Sqft	Sqft	Listing Date	Owner
1219	\$2,400/mth	0/0	\$4.6	525	Sep 2015	ALEJANDRA B...
1220	\$1,600/mth	0/1	\$3.0	525	Jun 2019	N/A
1221	\$3,500/mth	1/1	\$4.1	850	Feb 2019	N/A
1221	\$855,000	1/1	\$1,005.9	850	Jun 2019	N/A
1226	\$2,200/mth	0/1	\$4.0	550	Dec 2018	N/A
1228	\$2,200/mth	0/1	\$4.0	550	Aug 2017	SWEET DAISY...
1232	\$319,000	0/1	\$585.3	545	Dec 2018	N/A
1233	\$3,000/mth	1/1	\$3.4	890	Apr 2019	N/A
1235	\$5,000/mth	1/1	\$7.4	675	Nov 2014	N/A
1236	\$2,400/mth	0/1	\$4.5	535	Jun 2018	LOTHAR HEL...
1240	\$500,000	0/1	\$943.4	530	Jul 2019	N/A
1242	\$3,000/mth	1/1	\$3.4	880	Jun 2019	N/A
1243	\$3,500/mth	1/1	\$4.1	845	May 2018	EDUARDO AL...
1244	\$4,500/mth	1/1	\$5.3	845	Nov 2018	N/A
1246	\$570,000	0/1	\$1,096.2	520	Aug 2019	N/A
1403	\$1,800/mth	0/1	\$3.4	530	Aug 2019	N/A
1405	\$2,000/mth	0/1	\$3.8	530	Sep 2018	N/A
1409	\$1,900/mth	0/1	\$3.7	515	May 2018	YARON AHAR...
1414	\$1,950/mth	1/1	\$2.3	860	Apr 2018	N/A
1414	\$545,000	2/2	\$458.0	1190	May 2018	N/A

## Currently Listed

---

ACTIVE LISTINGS 11/13

Unit	Price	Beds/Baths	\$/Sqft	Sqft	Listing Date	Owner
1419	\$2,800/mth	0/1	\$5.3	525	Apr 2019	N/A
1423	\$2,800/mth	1/1	\$3.1	890	Jul 2018	BERNARDO A...
1426	\$2,100/mth	1/1	\$3.8	550	Apr 2018	ROBERTO IM...
1429	\$5,000/mth	2/2	\$4.4	1130	Sep 2016	N/A
1429/...	\$1,449,000	2/2	N/A	N/A	May 2019	N/A
1430	\$2,400/mth	0/1	\$4.4	550	Jun 2014	RODOLFO M...
1434	\$2,400/mth	1/1	\$3.4	700	Jun 2018	BEATRIZ G VI...
1441	\$1,350,000	3/2	\$944.1	1430	Jun 2018	DAVID FERRIS
1441	\$5,500/mth	3/2	\$3.8	1430	Jun 2018	DAVID FERRIS
1503	\$2,200/mth	0/1	\$4.2	530	Jul 2016	N/A
1509	\$2,700/mth	0/1	\$5.2	515	Jul 2019	N/A
1516	\$2,000/mth	0/1	\$3.7	545	Aug 2019	N/A
1519	\$2,200/mth	0/1	\$4.2	525	May 2019	N/A
1523	\$1,850,000	3/2	\$1,271.5	1455	Jun 2018	N/A
1523	\$8,500/mth	3/2	\$5.8	1455	Jun 2018	N/A
1526	\$2,350/mth	1/1	\$4.3	550	Apr 2019	N/A
1531	\$2,700/mth	1/1	\$4.8	565	May 2019	N/A
1533	\$5,000/mth	1/1	\$5.6	890	May 2019	N/A
1535	\$4,000/mth	1/1	\$5.9	675	Feb 2019	N/A
1538	\$1,800/mth	1/1	N/A	N/A	Nov 2017	MELISSA MAY



## Currently Listed

---

ACTIVE LISTINGS 12/13

Unit	Price	Beds/Baths	\$/Sqft	Sqft	Listing Date	Owner
1538	\$349,000	0/1	\$634.5	550	Feb 2019	N/A
1539	\$2,500/mth	0/1	\$4.5	550	Mar 2019	N/A
1542	\$3,600/mth	1/1	\$4.1	880	May 2014	ROBERT H MI...
1548	\$1,597,000	2/2	\$1,342.0	1190	Feb 2019	N/A
1601	\$2,200/mth	0/1	\$4.0	550	Mar 2019	N/A
1604	\$1,850/mth	0/1	\$3.4	550	Jun 2019	N/A
1605	\$1,850/mth	0/1	\$3.5	530	Feb 2018	RAFFAELE AG...
1605	\$405,000	0/1	\$764.2	530	Feb 2019	N/A
1607	\$1,700/mth	0/1	\$3.2	530	Nov 2018	N/A
1608	\$3,900/mth	1/1	\$4.5	865	Apr 2014	N/A
1610	\$2,300/mth	1/1	\$2.8	835	Mar 2019	N/A
1611	\$5,000/mth	2/2	\$4.2	1190	Apr 2017	N/A
1612	\$1,790/mth	0/1	\$3.4	530	May 2019	N/A
1612	\$1,790/mth	0/1	\$3.4	530	Jun 2019	N/A
1614	\$4,500/mth	2/2	\$3.8	1190	Feb 2019	N/A
1615	\$2,000/mth	1/1	\$3.5	570	Apr 2019	N/A
1621	\$799,000	1/1	\$940.0	850	Dec 2018	N/A
1622	\$2,700/mth	1/1	\$3.2	850	Mar 2018	JEAN GHOSN...
1624	\$490,000	0/1	\$875.0	560	Jan 2018	N/A
1624	\$2,700/mth	0/1	\$4.8	560	May 2019	N/A

## Currently Listed

---

ACTIVE LISTINGS 13/13

Unit	Price	Beds/Baths	\$/Sqft	Sqft	Listing Date	Owner
1626	\$410,000	1/1	\$745.5	550	Jun 2019	N/A
1629	\$2,400/mth	0/1	\$4.2	565	Feb 2019	N/A
1631	\$2,500/mth	0/1	\$4.4	565	Apr 2019	N/A
1633	\$5,000/mth	1/2	\$5.6	890	May 2019	N/A
1634	\$5,000/mth	1/1	\$7.1	700	May 2019	N/A
1635	\$3,500/mth	1/1	N/A	N/A	Feb 2019	N/A
1636	\$1,850/mth	0/1	\$3.5	535	Apr 2019	N/A
1636	\$1,900/mth	0/1	\$3.6	535	Aug 2019	N/A
1637	\$2,800/mth	0/1	\$5.3	530	Feb 2017	N/A
1639	\$2,200/mth	0/1	\$4.0	550	Jan 2017	N/A
1642	\$3,500/mth	1/2	\$4.0	880	May 2019	N/A
1643	\$799,000	1/2	\$945.6	845	Jan 2019	N/A
1645	\$3,000/mth	0/1	\$5.7	530	Mar 2019	N/A
1647	\$6,500/mth	2/2	\$5.5	1190	May 2019	N/A