

Market Report

April, 2023



Decoplage

100 Lincoln Rd
Miami Beach, FL 33139

Every month we compile this comprehensive market report focus on Decoplage in this convenient and easy to read format. Our datas comes from more than six different sources including MLS Associations, County Offices and Financial Institutions. Get this report for free every month on our website decoplagecondoforsale.com.

Property Stats

POSTAL CODE 33139

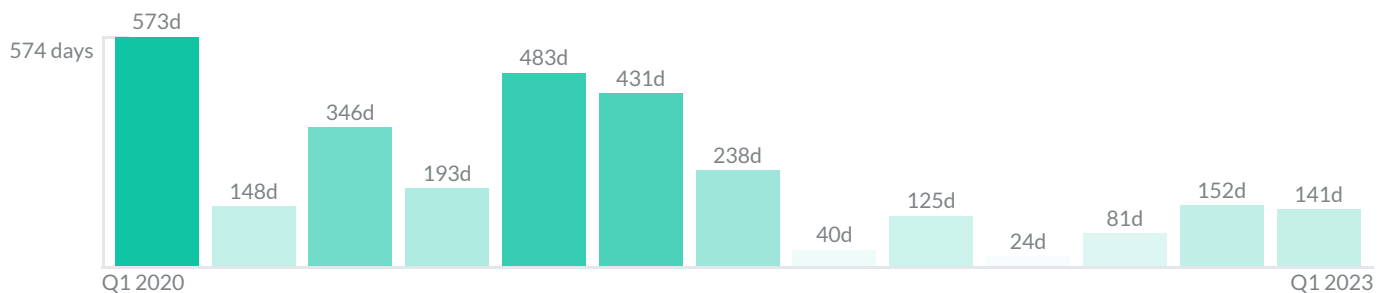
The property stats graph represents the median price evolution since ten years in your postal code area.



Similar Properties

DAYS ON THE MARKET

Everyday 3 months we monitor how many days it takes for similar properties to be sold. This is also a good indicator to know when to buy or sale!



Mortgage Rates

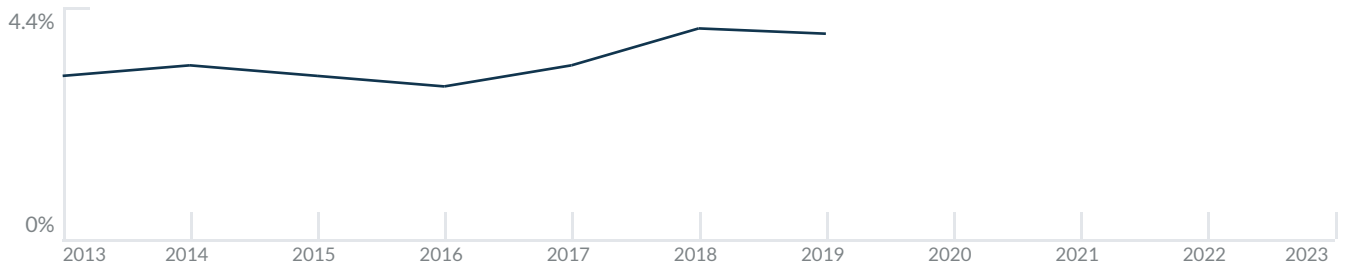
PER YEAR

Understanding mortgage economics is important when you want to buy with a loan. Below is the historical yearly average mortgage rates in the Unites States retrieved from Freddie Mac©

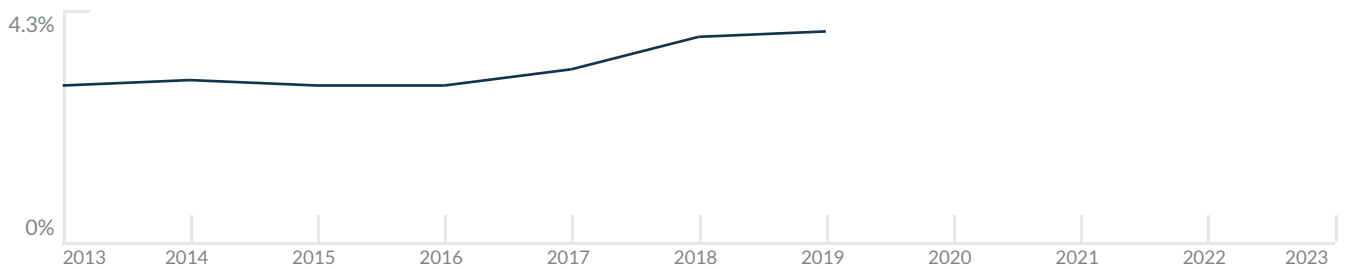
30 YEARS FIXED 4.4%



15 YEARS FIXED 3.9%



5/1-YEAR ADJUSTABLE 3.9%



Schools

CLOSEST

Having good schools nearby is important if you have kids or plan to rent or sell your home. Ratings are retrieved from the leading independent and nonprofit GreatSchools©

ELEMENTARY SCHOOL	MIDDLE SCHOOL	HIGH SCHOOL
School For Advanced Studies	Apia Wagner Maria De Hostos Youth Leadership Center	New York School Of The Arts
10/10	1/10	10/10

Insights

IN DECOPLAGE

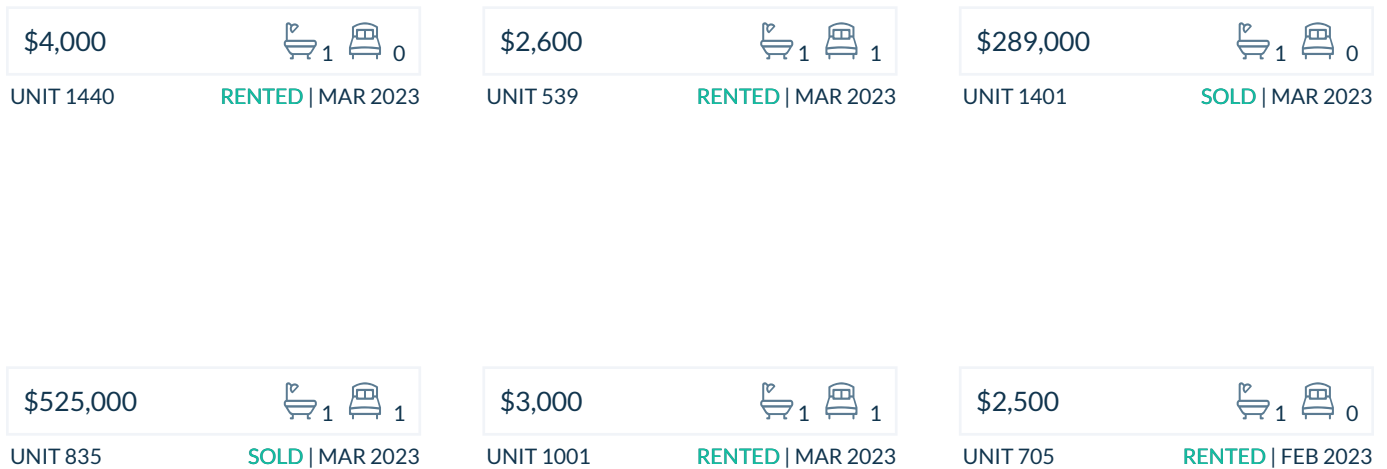
Below the average listing prices of available unit per property type.



Activity

SOLD OR RENTED

Below the latest transactions reported by the local MLS Association for Decoplage



Sold

LAST 20 PROPERTIES SOLD IN DECOPLAGE

Unit	Price	Beds/Baths	\$/Sqft	Sqft	Buying Date	Days on Market
1401	\$289,000	0/1	\$525.5	550	Mar 2023	33
835	\$525,000	1/1	\$777.8	675	Mar 2023	3
415	\$336,500	1/1	\$590.4	570	Feb 2023	114
637	\$399,000	0/1	\$752.8	530	Jan 2023	511
312	\$285,000	0/1	\$537.7	530	Jan 2023	35
323	\$480,000	1/2	\$539.3	890	Jan 2023	162
1017	\$529,000	0/1	\$1,017.3	520	Jan 2023	126
1004	\$369,000	0/1	\$670.9	550	Dec 2022	31
1641	\$790,000	1/2	\$897.7	880	Nov 2022	548
1039	\$349,000	0/1	\$634.5	550	Oct 2022	6
727	\$489,900	1/1	\$890.7	550	Oct 2022	22
1223	\$699,000	1/2	\$785.4	890	Sep 2022	93
1422	\$500,000	1/2	\$588.2	850	Sep 2022	164
1135	\$590,000	1/1	\$874.1	675	Sep 2022	75
417	\$399,000	0/1	\$767.3	520	Sep 2022	4
1127	\$429,000	1/1	\$780.0	550	Aug 2022	15
604	\$375,000	0/1	\$681.8	550	Aug 2022	61
1543	\$595,000	1/1	\$704.1	845	Aug 2022	207
646	\$575,000	0/1	\$1,105.8	520	Jul 2022	29
901	\$289,000	0/1	\$525.5	550	Jun 2022	13

Rented

LAST 20 PROPERTIES RENTED IN DECOPLAGE

Unit	Price	Beds/Baths	\$/Sqft	Sqft	Rented Date	Days on Market
1440	\$4,000	0/1	\$7.5	530	Mar 2023	304
539	\$2,600	1/1	\$4.7	550	Mar 2023	21
1001	\$3,000	1/1	\$5.5	550	Mar 2023	138
705	\$2,500	0/1	\$4.7	530	Feb 2023	18
525	\$2,500	0/1	\$4.4	565	Feb 2023	10
1631	\$3,000	0/1	\$5.3	565	Jan 2023	220
921	\$4,500	1/2	\$5.3	850	Jan 2023	152
432	\$2,500	0/1	\$4.6	545	Jan 2023	197
835	\$3,500	1/1	\$5.2	675	Dec 2022	111
1604	\$2,900	0/1	\$5.3	550	Dec 2022	25
536	\$2,800	0/1	\$5.2	535	Dec 2022	274
1032	\$2,650	0/1	\$4.9	545	Dec 2022	31
616	\$3,000	0/1	\$5.5	545	Dec 2022	550
839	\$2,500	0/1	\$4.5	550	Dec 2022	153
1214A	\$2,400	0/1	\$7.1	340	Dec 2022	134
705	\$2,700	0/1	\$5.1	530	Dec 2022	57
430	\$3,000	0/1	\$5.5	550	Nov 2022	96
933	\$3,300	1/2	\$3.7	890	Nov 2022	47
711	\$4,500	2/2	\$3.8	1,190	Nov 2022	462
1244	\$5,000	1/1	\$5.9	845	Nov 2022	164

Currently Listed

ACTIVE LISTINGS 1/12

Unit	Price	Beds/Baths	\$/Sqft	Sqft	Listing Date	Owner
N/A	\$5,808,000	0/0	\$574.8	10105	Nov 2022	N/A
PH6	\$7,500/mth	2/3	\$5.0	1490	Mar 2023	N/A
PH9	\$9,500/mth	2/3	\$6.4	1490	Mar 2023	JENNIFER D D...
303	\$2,500/mth	1/1	\$4.7	530	Apr 2022	DANIELA S. C...
304	\$2,800/mth	0/1	\$5.1	550	Mar 2023	LUISA VALEN...
306	\$3,000/mth	0/1	\$5.7	530	Mar 2023	N/A
314 A	\$2,500/mth	0/1	\$5.6	450	Feb 2023	CARLOSE BA...
314 B	\$4,500/mth	1/1	\$3.8	1190	Mar 2023	CARLOSE BA...
314	\$755,000	2/2	\$634.5	1190	Mar 2023	CARLOSE BA...
317	\$2,600/mth	0/1	\$5.0	520	Mar 2023	JUDITH BELL...
320	\$2,500/mth	0/1	\$4.8	525	Aug 2022	N/A
320	\$3,000/mth	0/1	\$5.7	525	Jan 2023	N/A
322	\$3,800/mth	1/2	\$4.5	850	Aug 2022	N/A
322	\$3,500/mth	1/2	\$4.1	850	Dec 2022	N/A
335	\$2,900/mth	1/1	\$4.3	675	Nov 2022	JUAN J GONZ...
336	\$2,900/mth	0/1	\$5.4	535	Feb 2023	N/A
343	\$460,000	1/1	\$544.4	845	Nov 2022	SALOMON M...
343	\$3,100/mth	1/1	\$3.7	845	Mar 2023	SALOMON M...
343	\$3,000/mth	1/1	\$3.6	845	Mar 2023	SALOMON M...
347	\$1,100,000	2/2	\$924.4	1190	Nov 2022	N/A

Currently Listed

ACTIVE LISTINGS 2/12

Unit	Price	Beds/Baths	\$/Sqft	Sqft	Listing Date	Owner
403	\$390,000	0/1	\$735.8	530	Aug 2022	
410	\$489,000	1/1	\$585.6	835	Mar 2023	N/A
410	\$3,750/mth	1/1	\$4.5	835	Mar 2023	N/A
420	\$369,000	0/1	\$702.9	525	Mar 2023	DANIELA S. C...
424	\$3,300/mth	0/1	\$5.9	560	Jan 2023	N/A
426	\$349,000	0/1	\$634.5	550	Mar 2023	DANIELA S. C...
430	\$3,500/mth	0/1	\$6.4	550	Feb 2023	ARTURO JOSE...
431	\$3,300/mth	0/1	\$5.8	565	Mar 2023	ROBERT F SH...
435	\$590,000	1/1	\$874.1	675	Aug 2022	N/A
436	\$479,500	0/1	\$896.3	535	Mar 2023	ANNE L BLUM...
437	\$2,850/mth	0/1	\$5.4	530	Feb 2023	N/A
440	\$2,800/mth	0/1	\$5.3	530	Mar 2023	N/A
440	\$2,800/mth	0/1	\$5.3	530	Mar 2023	N/A
441	\$3,500/mth	1/2	\$4.0	880	Feb 2022	JACKELINE L...
441	\$499,000	1/2	\$567.0	880	Mar 2023	JACKELINE L...
445	\$2,500/mth	1/1	\$4.7	530	Nov 2022	N/A
445	\$399,000	1/1	\$752.8	530	Aug 2022	N/A
445	\$2,600/mth	1/1	\$4.9	530	Nov 2022	N/A
445	\$365,000	1/1	\$688.7	530	Feb 2023	N/A
501	\$370,000	1/1	\$672.7	550	Aug 2022	FRANCESCO...

Currently Listed

ACTIVE LISTINGS 3/12

Unit	Price	Beds/Baths	\$/Sqft	Sqft	Listing Date	Owner
502	\$495,000	1/1	\$603.7	820	Jan 2023	PEDRO DARU...
504	\$395,000	0/1	\$718.2	550	Mar 2023	ROBERT MOR...
506	\$349,000	1/1	\$658.5	530	Nov 2022	SANTIAGO N...
506	\$4,500/mth	1/1	\$8.5	530	Feb 2023	SANTIAGO N...
511	\$749,000	2/2	\$629.4	1190	Jan 2023	NOZANIN NA...
511	\$3,500/mth	1/1	N/A	N/A	Nov 2022	NOZANIN NA...
511	\$3,500/mth	1/1	\$2.9	1190	Nov 2022	NOZANIN NA...
511	\$759,000	2/2	\$637.8	1190	Jan 2023	NOZANIN NA...
515	\$3,000/mth	0/1	\$5.3	570	Dec 2022	MARYSA SAC...
515	\$500,000	0/1	\$877.2	570	Mar 2023	MARYSA SAC...
515	\$3,000/mth	0/1	\$5.3	570	Mar 2023	MARYSA SAC...
519	\$3,500/mth	0/1	\$6.7	525	Feb 2023	N/A
520	\$2,600/mth	0/1	\$5.0	525	Feb 2023	TANIA DIMO...
521	\$5,000/mth	1/2	\$5.9	850	Nov 2022	FRANK M RUS...
522	\$425,000	1/2	\$500.0	850	Mar 2023	DANIELA S. C...
524	\$325,000	0/1	\$580.4	560	Mar 2023	DANIELA S. C...
526	\$349,000	1/1	\$634.5	550	Nov 2022	DANIELA S. C...
526	\$2,550/mth	1/1	\$4.6	550	Nov 2022	DANIELA S. C...
526	\$349,000	0/1	\$634.5	550	Mar 2023	DANIELA S. C...
534	\$3,300/mth	1/1	\$4.7	700	Mar 2023	LARISSA KUN

Currently Listed

ACTIVE LISTINGS 4/12

Unit	Price	Beds/Baths	\$/Sqft	Sqft	Listing Date	Owner
535	\$345,000	1/1	\$511.1	675	Jan 2023	MIRIAM SANC...
536	\$3,300/mth	0/1	\$6.2	535	Mar 2023	GERALD HAR...
537	\$3,300/mth	1/1	\$6.2	530	Nov 2022	DIOGENES SA...
541	\$3,500/mth	1/2	\$4.0	880	Jan 2023	DANIELA S. C...
541	\$499,000	1/2	\$567.0	880	Mar 2023	DANIELA S. C...
543	\$530,000	1/1	\$627.2	845	Dec 2022	PABLO DIEGO...
543	\$3,500/mth	1/1	\$4.1	845	Jan 2023	PABLO DIEGO...
543	\$530,000	1/1	\$627.2	845	Dec 2022	PABLO DIEGO...
548	\$7,000/mth	2/2	\$5.9	1190	Aug 2022	CRISTIANO VI...
602	\$3,500/mth	1/1	\$4.3	820	Nov 2022	JUAN A CAST...
603	\$3,000/mth	0/1	\$5.7	530	Jan 2023	MAURIZO BA...
608	\$649,900	1/2	\$751.3	865	Jan 2023	RETIREMENT...
609	\$2,300/mth	0/1	\$4.5	515	Jan 2023	JUAN J MORA...
619	\$3,600/mth	0/1	\$6.9	525	Mar 2023	N/A
619	\$690,000	0/1	\$1,314.3	525	Jan 2023	N/A
625	\$2,350/mth	0/1	\$4.2	565	Feb 2023	CENTIN INVE...
629	\$2,800/mth	0/1	\$5.0	565	Nov 2022	AMANDA DO...
631	\$240,000	0/1	\$424.8	565	Nov 2022	HECTOR D &...
631	\$299,000	0/1	\$529.2	565	Mar 2023	HECTOR D &...
638	\$2,900/mth	1/1	\$5.3	550	Jan 2023	N/A

Currently Listed

ACTIVE LISTINGS 5/12

Unit	Price	Beds/Baths	\$/Sqft	Sqft	Listing Date	Owner
639	\$2,600/mth	1/1	\$4.7	550	Aug 2022	PAOLA ESTHE...
639	\$2,800/mth	0/1	\$5.1	550	Dec 2022	PAOLA ESTHE...
643	\$4,000/mth	1/1	\$4.7	845	Nov 2022	JACQUELINE...
643	\$5,500/mth	1/1	\$6.5	845	Mar 2023	JACQUELINE...
644	\$4,500/mth	1/1	\$5.3	845	Nov 2022	JEFFREY EPST...
645	\$410,000	1/1	\$773.6	530	Feb 2023	GERALDINE P...
645	\$2,650/mth	0/1	\$5.0	530	Mar 2023	GERALDINE P...
701	\$2,500/mth	0/1	\$4.5	550	Jan 2023	RUBEN SAAV...
702	\$3,990/mth	1/1	\$4.9	820	Jan 2023	JACQUELINE...
706	\$2,500/mth	0/1	\$4.7	530	Feb 2023	N/A
712	\$495,000	1/1	\$934.0	530	Nov 2022	THOMAS O V...
716	\$3,300/mth	0/1	\$6.1	545	Dec 2022	MARK DIANT...
718	\$2,950/mth	1/1	\$5.5	535	Feb 2023	DANI L BUMG...
718	\$347,900	0/1	\$650.3	535	Mar 2023	DANI L BUMG...
719	\$3,300/mth	1/1	\$6.3	525	Feb 2023	JAN SOKOL
722	\$499,000	1/2	\$587.1	850	Mar 2023	DANIELA S. C...
727	\$4,000/mth	2/1	\$7.3	550	Mar 2023	PHILIP J GAR...
728	\$3,300/mth	1/1	\$6.0	550	Dec 2022	GABRIELA SA...
730	\$2,450/mth	0/1	\$4.5	550	Dec 2022	
734	\$3,200/mth	1/1	\$4.6	700	Nov 2022	OSCAR CASTE...

Currently Listed

ACTIVE LISTINGS 6/12

Unit	Price	Beds/Baths	\$/Sqft	Sqft	Listing Date	Owner
734	\$3,100/mth	1/1	\$4.4	700	Feb 2023	OSCAR CASTE...
739	\$10,000/mth	3/3	\$7.0	1430	Feb 2023	DANIEL V ZIM...
801	\$330,000	1/1	\$600.0	550	Nov 2022	REINALDO ED...
805	\$325,000	0/1	\$613.2	530	Mar 2023	LOUISA FERR...
805	\$2,500/mth	0/1	\$4.7	530	Mar 2023	LOUISA FERR...
808	\$5,000/mth	1/2	\$5.8	865	Feb 2023	FRED L BREW...
809	\$3,000/mth	0/1	\$5.8	515	Nov 2022	N/A
815	\$2,500/mth	1/1	\$4.4	570	Jan 2023	WILLIAM M O...
820	\$3,400/mth	1/1	\$6.5	525	Nov 2022	N/A
820	\$3,500/mth	1/1	\$6.7	525	Mar 2023	N/A
821	\$5,000/mth	1/11	\$5.9	850	Dec 2022	MANUEL BAR...
829	\$2,600/mth	0/1	\$4.6	565	Nov 2022	N/A
830	\$550,000	1/1	\$1,000.0	550	Nov 2022	ADELINA CHA...
830	\$5,000/mth	1/1	\$9.1	550	Aug 2022	ADELINA CHA...
836	\$3,000/mth	0/1	\$5.6	535	Nov 2022	JULIETA VILL...
842	\$4,500/mth	1/2	\$5.1	880	Jan 2023	JENIFER M C...
901	\$387,000	0/1	\$703.6	550	Dec 2022	CARLOS A RO...
901	\$368,900	0/1	\$670.7	550	Mar 2023	CARLOS A RO...
901	\$2,500/mth	0/1	\$4.5	550	Mar 2023	CARLOS A RO...
903	\$2,800/mth	0/1	\$5.3	530	Feb 2023	SALVATORE A...

Currently Listed

ACTIVE LISTINGS 7/12

Unit	Price	Beds/Baths	\$/Sqft	Sqft	Listing Date	Owner
906	\$3,200/mth	0/2	\$6.0	530	Dec 2022	N/A
906	\$3,000/mth	0/1	\$5.7	530	Dec 2022	N/A
908	\$515,000	1/2	\$595.4	865	Nov 2022	DWEN M MA...
910	\$650,000	1/1	\$778.4	835	Mar 2023	N/A
910	\$3,500/mth	1/1	\$4.2	835	Mar 2023	N/A
917	\$549,000	0/1	\$1,055.8	520	Aug 2022	MODIMIDA L...
919	\$539,000	0/1	\$1,026.7	525	Dec 2022	N/A
921	\$4,500/mth	1/2	\$5.3	850	Jan 2023	MARVEL ENT...
921	\$4,500/mth	1/2	\$5.3	850	Mar 2023	MARVEL ENT...
922	\$445,000	1/2	\$523.5	850	Mar 2023	DANIELA S. C...
923	\$769,000	1/2	\$864.0	890	Nov 2022	N/A
924	\$348,000	1/1	\$621.4	560	Nov 2022	EDWARD FER...
924	\$325,000	1/1	\$580.4	560	Jan 2023	EDWARD FER...
931	\$2,500/mth	0/1	\$4.4	565	Mar 2023	N/A
939	\$360,000	0/1	\$654.5	550	Feb 2023	DIEGO ZANET...
940	\$3,200/mth	0/1	\$6.0	530	Dec 2022	ERIN R HUNG...
947	\$8,500/mth	2/2	\$7.1	1190	Mar 2023	N/A
948	\$6,500/mth	2/2	\$5.5	1190	Dec 2022	RAMON RICO...
1001	\$298,000	1/1	\$541.8	550	Feb 2023	MICHELLE E L...
1004	\$2,480/mth	0/1	\$4.5	550	Nov 2022	N/A

Currently Listed

ACTIVE LISTINGS 8/12

Unit	Price	Beds/Baths	\$/Sqft	Sqft	Listing Date	Owner
1007	\$3,900/mth	1/1	\$7.4	530	Mar 2023	PATRICIA SC...
1008	\$4,800/mth	1/2	\$5.5	865	Jan 2023	N/A
1012	\$2,800/mth	0/1	\$5.3	530	Nov 2022	MARLEN GEN...
1012	\$450,000	0/1	\$849.1	530	Mar 2023	MARLEN GEN...
1014B	\$5,000/mth	1/1	\$6.0	835	Dec 2022	SUMIT PAND...
1014	\$5,500/mth	2/2	\$4.6	1190	Nov 2022	SUMIT PAND...
1022	\$720,000	1/2	\$847.1	850	Mar 2023	IBIS MENEDEZ
1025	\$2,500/mth	1/1	\$4.4	565	Jan 2023	JOHN PAPAD...
1025	\$349,000	1/1	\$617.7	565	Nov 2022	JOHN PAPAD...
1034	\$3,300/mth	1/1	\$4.7	700	Nov 2022	ABDESSATAR...
1039	\$349,000	0/1	\$634.5	550	Nov 2022	FRANCESCO...
1045	\$2,800/mth	1/1	\$5.3	530	Feb 2022	ERNEST DEITEL
1046	\$3,000/mth	1/1	\$5.8	520	Feb 2023	N/A
1047	\$8,500/mth	2/2	\$7.1	1190	Mar 2023	JESUS A ARIAS
1105	\$369,000	0/1	\$696.2	530	Aug 2022	MARIA SUSA...
1108	\$3,500/mth	1/2	\$4.0	865	Nov 2022	HENRIK BAK
1115	\$2,800/mth	1/1	\$4.9	570	Feb 2023	MARIA JESUS...
1121	\$4,000/mth	1/2	\$4.7	850	Nov 2022	N/A
1122	\$5,000/mth	2/2	\$5.9	850	Nov 2022	SURESH GID...
1122	\$5,000/mth	2/2	\$5.9	850	Jan 2023	SURESH GID...

Currently Listed

ACTIVE LISTINGS 9/12

Unit	Price	Beds/Baths	\$/Sqft	Sqft	Listing Date	Owner
1125	\$4,500/mth	0/1	\$8.0	565	Nov 2022	N/A
1126	\$3,000/mth	1/1	\$5.5	550	Dec 2022	OMAR ABRA...
1126	\$2,800/mth	1/1	\$5.1	550	Apr 2022	OMAR ABRA...
1127	\$3,000/mth	1/1	\$5.5	550	Jan 2023	DANIELE MOS...
1128	\$4,000/mth	0/1	\$7.3	550	Nov 2022	N/A
1135	\$5,000/mth	1/1	\$7.4	675	Dec 2022	DANIEL R FOITL
1147A	\$2,400/mth	0/1	\$6.9	350	Nov 2022	WILLIAM D B...
1201	\$3,500/mth	1/1	\$6.4	550	Nov 2022	
1201	\$420,000	0/1	\$763.6	550	Feb 2023	
1202	\$710,000	1/1	\$865.9	820	Aug 2022	ANA CLAUDI...
1206	\$380,000	0/1	\$717.0	530	Mar 2023	N/A
1207	\$3,000/mth	0/1	\$5.7	530	Feb 2022	JANE SHANAB
1212	\$2,850/mth	1/1	\$5.4	530	Dec 2022	DINORAH PE...
1214B	\$3,500/mth	1/1	\$2.9	1190	Mar 2023	N/A
1214A	\$2,400/mth	0/1	\$6.9	350	Feb 2023	N/A
1218	\$399,000	1/1	\$745.8	535	Nov 2022	GIULIA PARINI
1219	\$3,500/mth	0/1	\$6.7	525	Nov 2022	ALEJANDRA B...
1223	\$850,000	1/2	\$955.1	890	Nov 2022	SILVANA FIORE
1226	\$3,400/mth	0/1	\$6.2	550	Jan 2023	SWEET DAISY...
1226	\$420,000	0/1	\$763.6	550	Jan 2023	SWEET DAISY...

Currently Listed

ACTIVE LISTINGS 10/12

Unit	Price	Beds/Baths	\$/Sqft	Sqft	Listing Date	Owner
1228	\$3,300/mth	0/1	\$6.0	550	Nov 2022	SWEET DAISY...
1228	\$4,000/mth	0/1	\$7.3	550	Feb 2023	SWEET DAISY...
1236	\$3,500/mth	0/1	\$6.5	535	Feb 2023	LOTHAR HEL...
1242	\$3,500/mth	1/1	\$4.0	880	Mar 2023	PAUL E WILLI...
1243	\$729,000	1/1	\$862.7	845	Nov 2022	EDUARDO AL...
1243	\$4,000/mth	1/1	\$4.7	845	Mar 2023	EDUARDO AL...
1401	\$3,200/mth	1/1	\$5.8	550	Mar 2023	CHADI HABR...
1404	\$2,650/mth	0/1	\$4.8	550	Nov 2022	MISTER PELE...
1404	\$2,700/mth	1/1	\$4.9	550	Nov 2022	MISTER PELE...
1410	\$3,400/mth	1/1	\$4.1	835	Jan 2023	ELISEO ASEN...
1416	\$2,995/mth	0/1	\$5.5	545	Mar 2023	JOHN M ERWI...
1421	\$8,000/mth	1/2	\$9.4	850	Nov 2022	N/A
1421	\$950,000	1/2	\$1,117.6	850	Jan 2023	N/A
1422	\$4,750/mth	1/2	\$5.6	850	Mar 2023	DIEGO JIMEN...
1423	\$4,000/mth	1/2	\$4.5	890	Mar 2023	BERNARDO A...
1426	\$2,795/mth	0/1	\$5.1	550	Nov 2022	ROBERTO IM...
1426	\$2,600/mth	0/1	\$4.7	550	Dec 2022	ROBERTO IM...
1426	\$2,500/mth	0/1	\$4.5	550	Feb 2023	ROBERTO IM...
1427	\$2,600/mth	0/1	\$4.7	550	Nov 2022	ANDRES LIZA...
1427	\$2,600/mth	0/1	\$4.7	550	Feb 2023	ANDRES LIZA...

Currently Listed

ACTIVE LISTINGS 11/12

Unit	Price	Beds/Baths	\$/Sqft	Sqft	Listing Date	Owner
1429	\$5,000/mth	2/2	\$4.4	1130	Feb 2023	N/A
1429	\$1,395,000	2/2	\$1,234.5	1130	Nov 2022	N/A
1434	\$5,000/mth	1/1	\$7.1	700	Dec 2022	BEATRIZ G VI...
1503	\$3,200/mth	0/1	\$6.0	530	Nov 2022	N/A
1504	\$6,300/mth	2/2	\$5.8	1080	Nov 2022	GLORIA GUEV...
1509	\$3,500/mth	0/1	\$6.8	515	Mar 2023	GIBBI INC C/O...
1511	\$4,500/mth	2/2	\$3.8	1190	Nov 2022	N/A
1526	\$2,650/mth	0/1	\$4.8	550	Nov 2022	MYRNA NASIS...
1527	\$3,000/mth	0/1	\$5.5	550	Mar 2023	N/A
1531	\$3,200/mth	1/1	\$5.7	565	Mar 2023	N/A
1533	\$4,000/mth	1/2	\$4.5	890	Feb 2023	N/A
1535	\$4,500/mth	1/1	\$6.7	675	Jan 2023	JOSE E PEREZ...
1535	\$4,500/mth	1/1	\$6.7	675	Feb 2023	JOSE E PEREZ...
1542	\$4,500/mth	1/11	\$5.1	880	Nov 2022	ROBERT H MI...
1548	\$8,500/mth	2/2	\$7.1	1190	Feb 2023	REGINA MIGD...
1601	\$3,300/mth	0/1	\$6.0	550	Feb 2023	N/A
1602	\$5,000/mth	2/2	\$6.1	820	Nov 2022	MARCELO SA...
1603	\$2,400/mth	0/1	\$4.5	530	Mar 2023	ALBERTO J PE...
1604	\$3,000/mth	0/1	\$5.5	550	Nov 2022	DAVID V MATT
1605	\$2,800/mth	0/1	\$5.3	530	Jan 2023	RAFFAELE AG...

Currently Listed

ACTIVE LISTINGS 12/12

Unit	Price	Beds/Baths	\$/Sqft	Sqft	Listing Date	Owner
1608	\$5,000/mth	2/2	\$5.8	865	Dec 2022	N/A
1611	\$6,000/mth	2/2	\$5.0	1190	Aug 2022	N/A
1612	\$2,700/mth	0/1	\$5.1	530	Jan 2023	N/A
1624	\$3,000/mth	0/1	\$5.4	560	Mar 2023	N/A
1627	\$3,200/mth	1/1	\$5.8	550	Dec 2022	HILARY MIAM...
1631	\$3,000/mth	0/1	\$5.3	565	Mar 2023	CARLOSE BA...
1633	\$5,500/mth	1/2	\$6.2	890	Jan 2023	HELENE KAR...
1634	\$5,000/mth	1/1	\$7.1	700	Nov 2022	N/A
1637	\$3,300/mth	0/1	\$6.2	530	Mar 2023	N/A
1639	\$2,400/mth	0/1	\$4.4	550	Feb 2023	N/A
1642	\$5,000/mth	1/2	\$5.7	880	Nov 2022	PAUL BALEV...
1643	\$4,800/mth	1/2	\$5.7	845	Jan 2023	DEAN GALASSO
1645	\$3,500/mth	1/1	\$6.6	530	Dec 2022	N/A
1648	\$1,600,000	2/2	\$1,344.5	1190	Mar 2023	CAROL MELT...